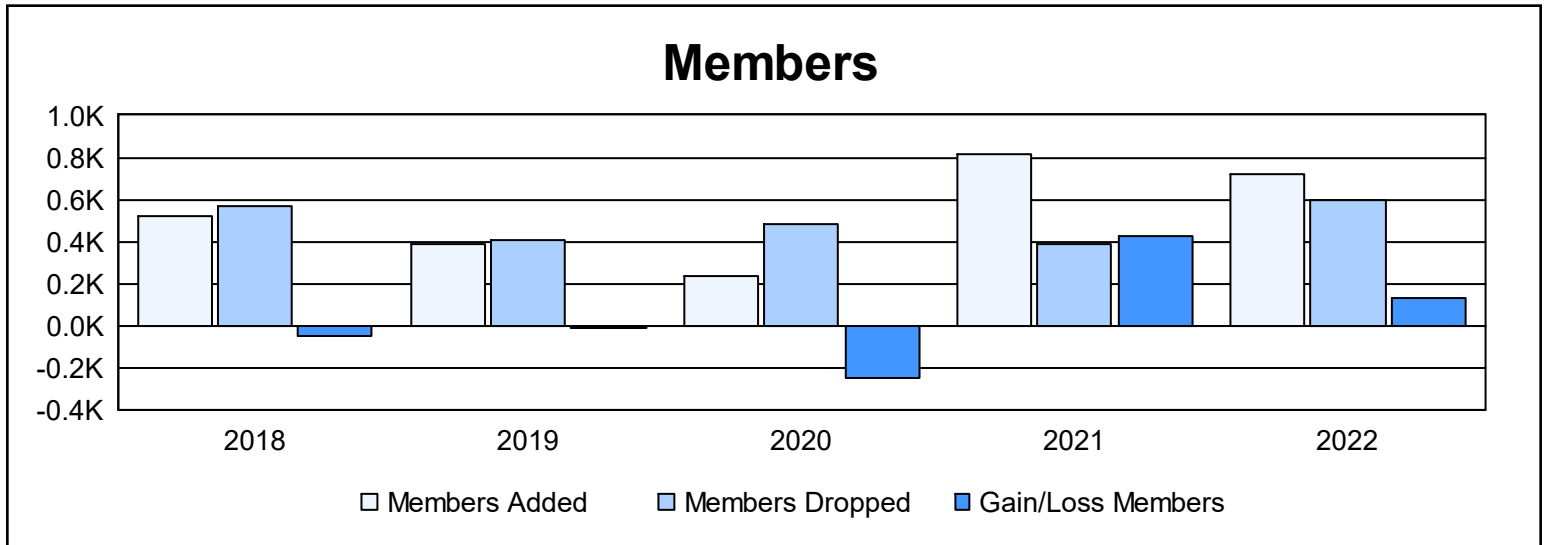
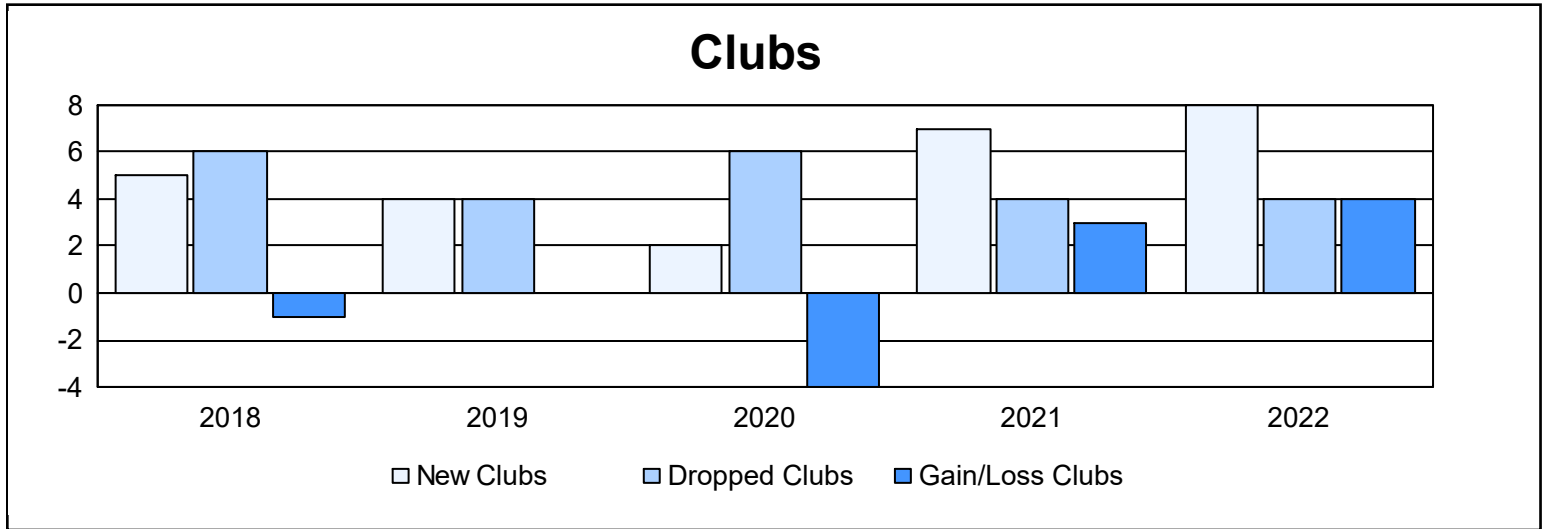
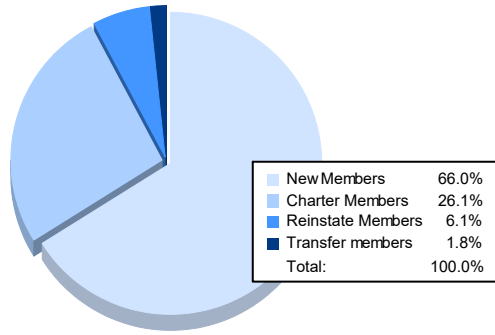


Year	New Clubs	Dropped Clubs	Gain/ Loss Clubs	New Members	Charter Members	Reinstate Members	Transfer Members	Total Member Added	Total Members Dropped	Gain/ Loss Members
2017-2018	5	6	-1	329	119	48	24	520	571	-51
2018-2019	4	4	0	274	89	15	13	391	404	-13
2019-2020	2	6	-4	171	42	8	14	235	480	-245
2020-2021	7	4	3	579	162	56	18	815	386	429
2021-2022	8	4	4	477	189	44	13	723	592	131
<b>Average</b>	<b>5</b>	<b>5</b>	<b>0</b>	<b>366</b>	<b>120</b>	<b>34</b>	<b>16</b>	<b>537</b>	<b>487</b>	<b>50</b>



### Membership Composition June 2022 Cumulative



### Gender Composition June 2022 Cumulative

